




2022135 GROWTHPOINT Seniors Super 6 Jozi Gauteng
XD 60

Box 1

				1.	2.	3.
TSA460025	GE		1. Elaine NELSON John SHAW		0-6, 0-6	1-6, 0-6
TSA620026	GC		2. Rosanne DUKE Duard BOTHA	6-0, 6-0		GCC 13 Nov 3:45pm
TSA530056	GN		3. Rina BOTMA Danie BOTMA	6-1, 6-0	GCC 13 Nov 3:45pm	

Standings	Points	Wins	Losses	Sets	Games
1. BOTHA / DUKE	2	1	0	2 - 0 (100%)	12 - 0 (100%)
2. BOTMA / BOTMA	2	1	0	2 - 0 (100%)	12 - 1 (92.31%)
3. SHAW / NELSON	0	0	2	0 - 4 (0%)	1 - 24 (4%)